



**Post-Graduation Undergraduate  
Class of 2023  
Career Outcomes Report**

---

Mary Toso | Student Success Center

When Augustana University graduates prepare to launch their careers and serve their communities, they lead with confidence, compassion and commitment to excellence. Their combination of critical thinking, communication and cultural competencies position them for success.

In this report, Augustana congratulates graduates who secured employment, enrolled in continuing education and engaged in meaningful service. Augustana is proud of its graduates and looks forward to staying in touch as their adventures continue to unfold.

## METHODOLOGY & AGGREGATE STATISTICS

Each year, Augustana University releases the First Destinations Report, which includes data on the career outcomes, job placement and continuing education acceptance rates for the graduating class (i.e., cohorts from August, December and May of the previous academic year).

Augustana uses the methodology outlined by the National Association of Colleges and Employers (NACE) to report on the professional destinations of alumni within six months of graduation. The Augustana Student Success Center contacts all graduates to ensure a comprehensive snapshot of alumni activities. Outreach begins with a survey, followed by individual phone calls, emails and social media messages. Thereafter, staff contact faculty to assess if professors or academic advisors have heard directly from graduates. The collection of this verified information results in a knowledge rate that reflects the data known for the destination of graduates. This report contains information on the Class of 2023. Augustana located information for 90% of these graduates, which is higher than NACE's recommended minimum of 65%.

Graduates launched their careers confidently because of AU's distinctive vocational pathways and preparation. From the first year to the last, students receive personal support from a faculty advisor and career specialist. First-year students also enroll in a vocational exploration and planning course. Thereafter, students are invited to a sophomore retreat so they can continue to discern and pursue their callings. As juniors, they have the opportunity to be paired individually with alumni mentors in their chosen fields. Nearly every student participates in integrative experiential learning, including internships, field experiences, research, creative projects and study away. When their senior year unfolds, they connect routinely with graduate schools and employers at career fairs.



## AVERAGE SALARIES

Across all respondents employed full time, 30% provided salary information. The mean salary for undergraduate students in the Class of 2023 was \$54,823, with a median salary of \$55,310.

Only aggregate salary information is published because sample sizes are small for academic programs and survey respondents were informed that their responses were confidential. Readers are instead encouraged to browse salary information published by the U.S. Bureau of Labor, National Association of Colleges & Employers or Hamilton Project.

## EMPLOYERS

Augustana graduates landed competitive positions at premier organizations. In total, graduates secured positions at 113 organizations. Top employers include Avera and Sanford Health, Mayo Clinic Health Systems and the Sioux Falls School District. Hiring organizations of full-time employees are noted in Table 2.

**Table 2: Organizations that Hired Full-Time AU Employees**

84.51°	GreatLIFE	Pure Storage
AccentCare	H & H Automotive	Raven Industries, Inc.
Aerostar	Harborview Medical Center	Rapid City Catholic School System
Antiquity Consulting	Harrisburg School District	Real Property Management Express
Apna Ghar, Inc.	KBR, Inc.	Redstone Law Firm LLP
Augustana University	KCTV/KSMO	Rock County Star Herald
Avera Health	KPMG	RSM US, LLP
Avera Research Institute	Lemonly	Sage Projects Consulting
AVPro Global Holdings	Lethert, Skwira, Schultz & Co, LLP	Sanford Health
Bethesda Home & Health Willmar	Levitt at the Falls	Sanford Imagenetics
Bold Orange	Lewis Drug	Sanford Research
Brandon Valley School District	LifeScape	SCHEELS
Calusa Park Elementary School	Lineage Logistics	Scotland School District
Canton School District	Lloyd Companies	Securian Financial
Capstone Logistics	M Health Fairview	Shenehon Company
CentraCare	M Health Fairview Masonic Children's Hospital	Sioux Falls Christian School
Centura Parc	Mahaffie Stagecoach Stop & Farm Historic Site	Sioux Falls Live
CG Infinity, Inc.	Manoa Senior Care	Sioux Falls Lutheran School
Children's Home Shelter for Family Safety	Mariner Wealth Advisors	Sioux Falls School District
City of Sioux Falls	Marion Public School District	Snowflake
CNA Surety	Mayo Clinic Health Systems	SONIFI Solutions, Inc.
Collins Aerospace	McCook Central School District	Southeastern Behavioral Health
Cufflinks	MetaBank	St. James Public School District
Dakota Prairie Bank	Methodist Hospital	Starbucks
Diesel Machinery Inc.	Microsoft	State of Minnesota
District 518, Southwest Minnesota	Mills Property Management	State of South Dakota
Eastern Carver County School District	Nebraska Medical Center	Swedish Medical Center
Ecdysis Foundation	Northwestern Mutual	The Furniture Mart
Eide Bailly	NY Presbyterian	The Toro Company
Elkhorn Public Schools	NYU Langone Health	Three Links Care Center
EMILY's List	Office of the Attorney General for the District of Columbia	UnityPoint Health
Epic Systems	Otis Elevator Company	University of Minnesota
Ernst & Young Global Limited	Pathways Literacy Center	University of South Dakota
Essentia Health	Pella Windows & Doors	Vance Thompson Vision
Face Foundrié	Peraton	Vector Marketing
Fairview Health Services	PetFriendly	Weisser Distributing
First National Bank in Sioux Falls	Ponca Tribe of Nebraska	Winequah School

## OCCUPATIONAL CLASSIFICATIONS

Graduates secured employment in diverse occupations, as noted below.

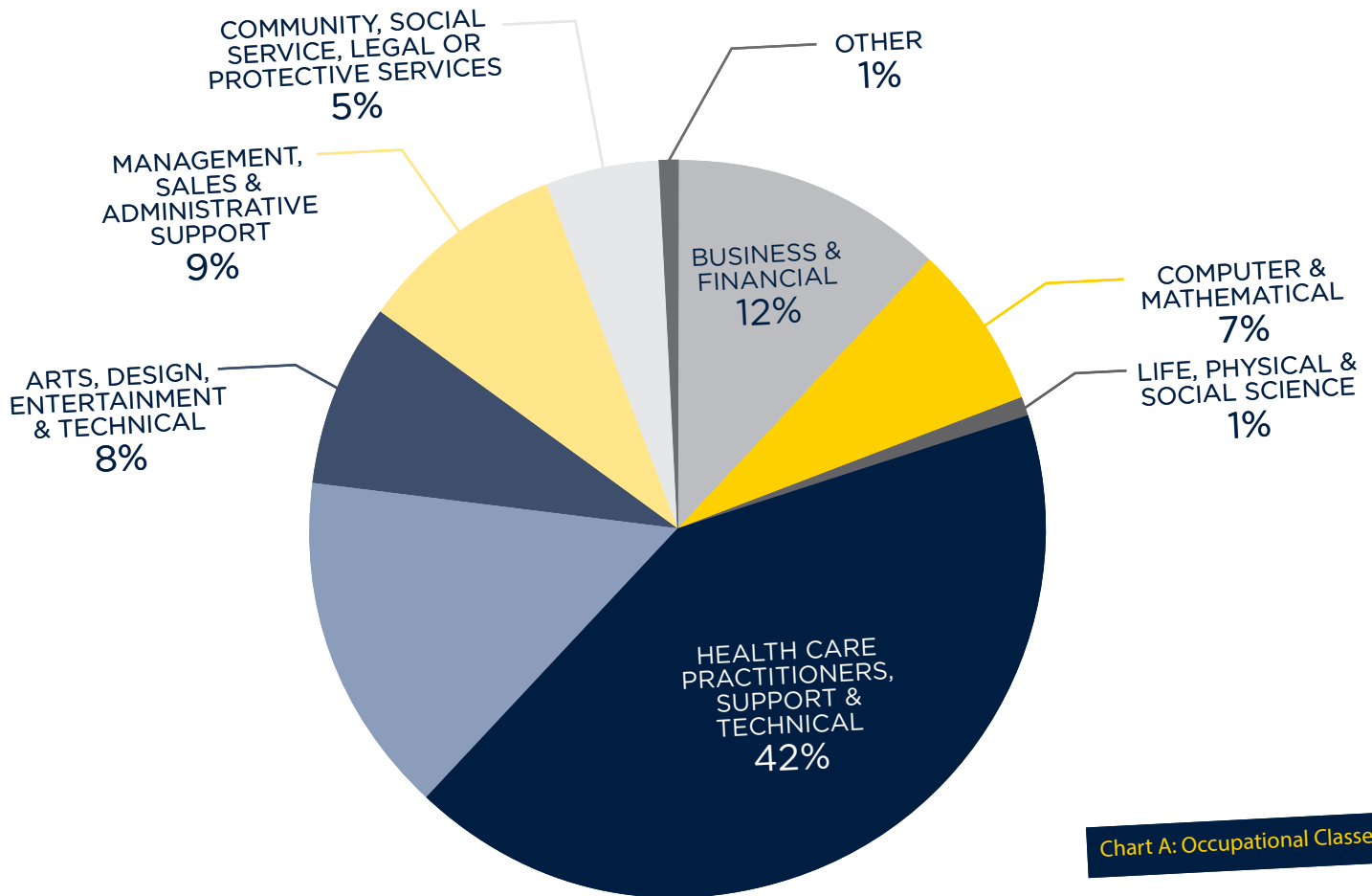


Chart A: Occupational Classes

## CONTINUING EDUCATION OUTCOMES

Among all respondents, 30% enrolled in graduate school or professional programs. Of the students who sought admission or continuing education, 94% were admitted. The majority of students who pursued additional undergraduate education enrolled in courses at Augustana. Graduate and professional schools that admitted AU graduates are included in Table 3.

**Table 3: Institutions where AU Graduates Continued Their Education**

### **Allied Health**

A.T. Still, Physical Therapy  
Augustana University, Athletic Training (5)  
Augustana University, Physical Therapy  
Baylor University, Communication Disorders  
College of St. Mary, Physician Assistant  
College of St. Scholastica, Occupational Therapy  
Colorado State University, Occupational Therapy  
Creighton University, Dentistry (2)  
Emory University, Public Health  
Fontbonne University, Speech Language Pathology  
Jacksonville University, Speech Language Pathology  
Metropolitan State University-Denver, Nutrition  
Minnesota State University-Mankato, Speech Language Pathology  
Nebraska Methodist College, Occupational Therapy  
Southern College of Optometry, Optometry (2)  
University of Akron, Exercise Physiology  
University of Mary, Physical Therapy  
University of Minnesota, Dentistry  
University of Nebraska, Speech Language Pathology  
University of South Dakota, Audiology  
University of South Dakota, Public Health  
University of South Dakota, Speech Language Pathology  
University of Nebraska Medical Center, Dentistry

### **Business Administration, Public Administration & Sports Administration**

Augustana University, Business Administration (12)  
Augustana University, Professional Accountancy (3)  
Augustana University, Sports Administration & Leadership (1)  
George Washington University, Business Administration

### **Engineering**

Texas A&M University, Mechanical Engineering  
Washington University, Mechanical Engineering (2)  
Washington University, Computer Engineering (2)

### **Humanities**

North Dakota State University, Environmental & Conservation Studies  
South Dakota State University, Architecture  
University of Michigan, Historical Musicology  
University of South Dakota, English

### **Law**

Creighton University  
Georgetown University  
University of California-Berkeley  
University of Nebraska

### **Medicine**

Midwestern University  
University of Minnesota  
University of Nebraska Medical Center (2)  
University of South Dakota (3)

### **Natural Sciences**

Iowa State University, Chemistry  
San Diego State University, Mathematics  
Stanford University, Physics  
University of Minnesota, Biostatistics  
University of Richmond, Data Analytics  
University of South Dakota, Basic Biomedical Sciences  
University of Wisconsin-Madison, Cellular & Molecular Biology  
University of Wyoming, Biomedical Science

### **Seminary, Social Sciences & Education**

Augustana University, Education  
Loyola University Maryland, Clinical Professional Counseling  
Luther Seminary, Theology  
University of Iowa, Library and Information Science  
University of Oklahoma, Museum Studies  
University of South Dakota, Clinical Mental Health Counseling

### **Other**

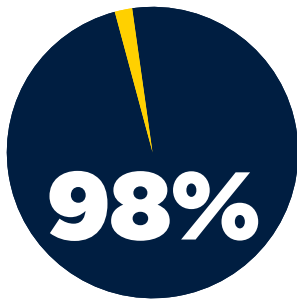
ATP Flight School, Pilot

## EXPERIENCES OF GRADUATES

The Student Success Center conducted a robust experiential audit to identify the applied learning opportunities available to graduates. Across all academic programs, 95% of graduates participated in at least one applied-learning opportunity. Students also reported satisfaction with the instruction and advising they received, as noted below.

### STUDENT EXPERIENCES

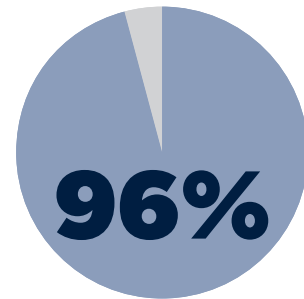
We asked graduates to describe their experiences at Augustana. Their responses validate the distinctive teaching and mentoring our faculty provide.



**Agreed That  
AU Professors  
Cared About Them**



**Agreed That  
AU Professors  
Made Them  
Excited to Learn**



**Agreed That  
They Received a  
Solid Education  
From Augustana**